



Kässbohrer

Driven by professionals®



Intago® MAX

WEIGHTS & DIMENSIONS

Net weight of the superstructure:
min. 7.400 – max. 8.400 kg

Wheel base:
1.310 mm

Overall vehicle length:
10.360 mm

Overall vehicle width:
2.550 mm

Entry height:
2.200 mm


Platforms clearance width:
2.460 mm upper platform
2.390 mm lower platform

TWIN-AXLE TRAILER

The intago®MAX is characterized by its diverse loading options, and also offers optimal loading possibilities for BEVs (Battery Electric Vehicle) and large SUVs.

- ◆ Weight-optimized design
- ◆ Designed for loads with 1.5 t axle load
- ◆ Extended horizontal and vertical clearance width
- ◆ intago MAX fp (foldable platform): folding function of the lifting platform offers loading and handling advantages
- ◆ Patented lifting device, fully lowerable
- ◆ Ergonomically arranged control panel
- ◆ Extra flat crossings: suitable for vehicles with low ground clearance

Typ:



intago® MAX



intago® MAX fp

Configuration of **Intago® MAX** twin-axle trailer

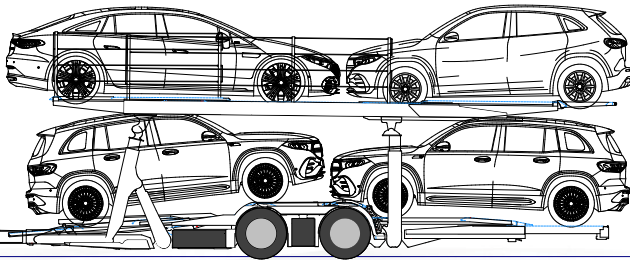
Standard equipment:

- Bolted light metal construction, fully galvanized
- Lifting functions with automatic locks
- Ramp box with hydraulic rear extension
- Load compartment lighting standard
- Air-suspended BPW axle unit in tandem arrangement, twin tires
- Electric braking system
- Premium tires
- Drive-over plateau: front height hydraulically adjustable
- Wheel chock storage left and right in front of the first axle

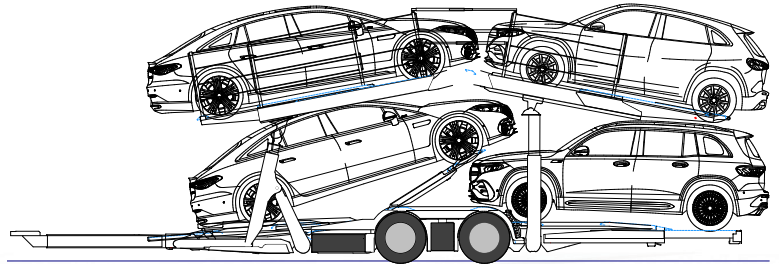
Optional equipment:

- Center stacking frames with hydraulic length adjustment
- Drive-over and loading platform front: TOP or PLUS version
- Center stacking frames with hydraulic height adjustment
- Load compartment lighting PLUS
- Instead of wheel chock storage: spare wheel
- Tire pressure monitoring

For more details and additional equipment options please refer to the respective data sheets. The illustrations are used as examples and might show vehicles with optional equipment. We reserve the right to make changes due to errors or based on technical progress.



Intago® MAX



Intago® MAX fp

Loading example Intago® with 4,00 m height.
Observe national regulations!

Driven by professionals®

Your decision gives you the security to own and use a vehicle produced by a company who is famous in the market for the quality and the durability of its products.

Kässbohrer transporter superstructures are compatible with chassis of all leading truck manufacturers. The design of our car carriers gives you the possibility to combine trucks and trailers from different models and to adjust them to fit your individual needs.

All the standard spare parts are available in our service center and at our contractual partners. You can also check our online catalogue for more detailed information and for a trouble-free ordering process.

Repairs are carried out quickly and reliably at our headquarters workshop in Eugendorf (Austria) and the authorized workshops along major European transport routes.

